



HYBRID TIMING MODULE

DELAY ON OPERATE-FIXED

Series FBP-O

DESCRIPTION.

Hi-G FBP-O timers incorporate the most modern digital timing techniques. These timers offer superior timing accuracy, long term timing stability and wide range of delays in a compact package. FBP-O series combine an electronic timing circuit based on microcontroller and an electromechanical relay for a good current-carrying capacity and the best response of electronic circuits. Delays from 50ms up to 10⁶s can be specified for this timing module. The electronic circuit has a voltage regulator circuit that permits the use of unregulated power sources, in the specified range. The devices include a reverse polarity protection.

FEATURES:

- Digital design
- High timing accuracy
- Hermetic package
- Reverse Polarity Protection

ELECTRICAL SPECIFICATIONS

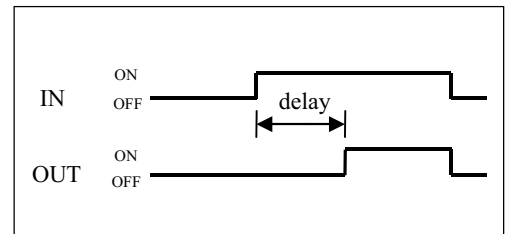
Time delay 50ms to 10⁶s
 Tolerance ± 5%
 DPDT, 2A
 Reset Time: 3ms
 Recycle Time: 4ms
 Recovery Time: 4ms



ENVIRONMENTAL DATA:

Ambient temperature (operating):	-40°C to +85°C
Ambient temperature (storage):	-40°C to +110°C
Vibration:	20 g, 10 to 2000 Hz
Shock:	100 g, 6ms
Acceleration:	30 g
Sealing:	Hermetic, 1.3 inches mercury
Weight:	3 oz. (85,05g) maximum

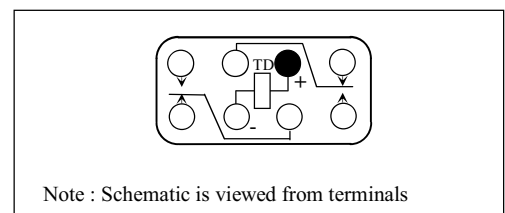
TIMING DIAGRAM



ELECTRICAL DATA:

Consumption:	380 mW Max
Dielectric Strength (min):	1000 Vrms, 60Hz at sea level, all terminals to case
Insulation resistance (min) @500 Vdc	10 ⁹ Ω, all terminals to case
Reverse polarity protection	500 Vdc

SCHEMATIC DIAGRAM



OUTPUT DATA:

Output form:	DPDT contacts
Output rating:	
Low level 10mA/30mV	1.000.000 Cycles min.
2A at 28Vdc Resistive	100.000 Cycles min.
1A at 115Vac, 400Hz Resistive	100.000 Cycles min.
0,3A at 115Vac, 60Hz Resistive	100.000 Cycles min.
Overload 4A at 28Vdc Resistive	100 Cycles min.
Inductive 0,75A at 28Vdc (200mH)	100.000 Cycles min.
Numbers of poles	2 form C

COIL VOLTAGE

Voltage Code	min.[V]	Max.[V]
G	12	14
H	18	21
I	24	31

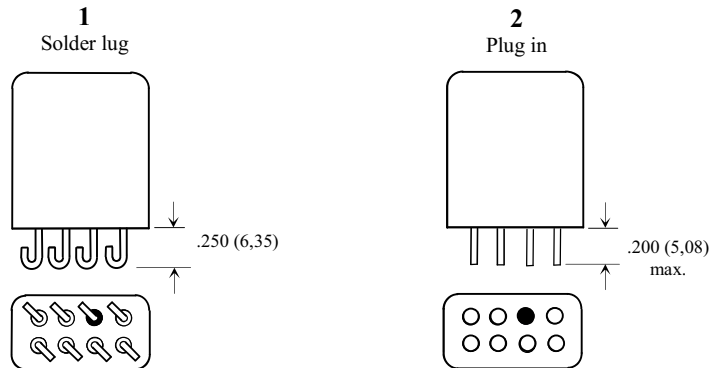
These values are valid in all the temperature range.



HYBRID TIMING MODULE DELAY ON OPERATE-FIXED

Series FBP-O

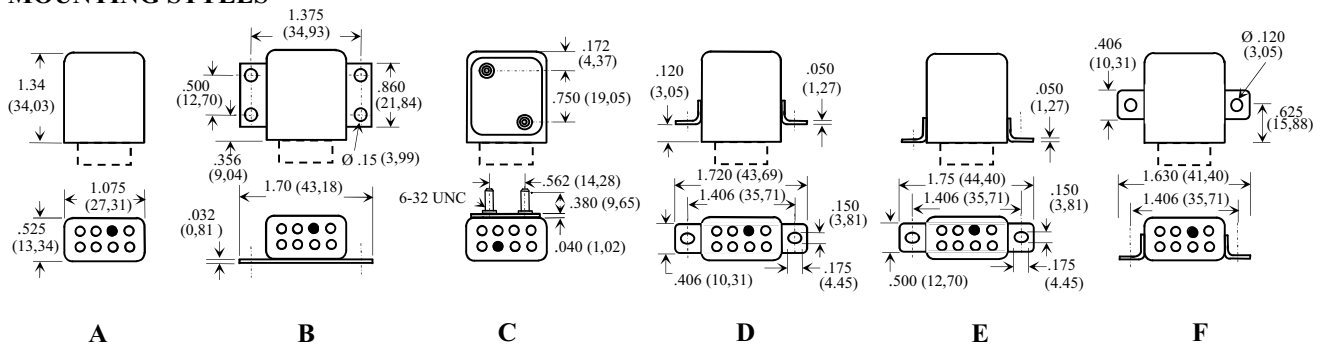
TERMINAL STYLES



Note :

Dimensions are shown in inches (millimetres); Terminal spacing is .200 (5,08); Terminal diameter is .050 (1,27) ± .002 (0,05).

MOUNTING STYLES



HOW TO ORDER.

The part number for a Hi-G miniature time delay module consists of five elements: the series, the type, the header style with the mounting style, the coil voltage and the timing code number. The timing code number consists of four digits and gives the time in milliseconds. The first three digits are the significant figures and the last digit is the number of zeros following the significant figures; thus, 0500 would be 50 milliseconds, 1101 is the code for 1.1 seconds, and 5002 would be 50seconds.

Example:

